



A DIVISION OF GETZ FIRE EQUIPMENT

**GETZ EQUIPMENT INNOVATORS  
PART NO.: 3G58981  
HYDROSTATIC TEST HAND PUMP**



2320 Lakecrest Drive, Pekin IL 61554  
PH. (888) 747-4389 • Fax (309) 495-0625  
Website: [www.getzequipment.com](http://www.getzequipment.com)

## LIMITED WARRANTY

Products manufactured by Getz Equipment Innovators (with exception of electrical products or components) will be free from defects for a period of one year from shipment date. Electrical products and/or components used in manufactured products will have a (6) month warranty from shipment date. During the warranty period, customers who experience any manufacture-related service issues with our products, the product may be returned for repair or replacement. Customer must contact Getz Equipment for approval prior to any product return. Notwithstanding the foregoing, the limited warranty set forth shall be immediately void of customer uses any replacement parts other than those provided by Getz Equipment Innovators. The warranty does not cover normal wear and tear items, defects resulting from modification, alteration, misuse, exposure to corrosive conditions, extremely high temperatures, improper installation or maintenance. Warranties on component items not manufactured by Getz Equipment Innovators are provided by others whose warranty, evaluation and judgment will be final.

All implied warranties, including, but not limited to, warranties of fitness for purpose and merchantability, are limited to the time periods as stated above. In no event shall Getz Equipment Innovators be liable to incidental or consequential damages. Some states do not allow limitations on how long an implied warranty lasts or the exclusions or limitation of incidental or consequential damages, so that the above limitations or exclusions may not apply to you. Getz Equipment Innovators neither assumes nor authorizes any representative or other person to assume for it any obligation or liability other than as expressly set forth herein.

### Mobile Service Vehicles:

The warranty does not cover:

- Defects in the chassis and or power unit
- Defects in separately manufactured products not produced by Getz Equipment Innovators
- Deterioration due to normal wear, tear, and exposure
- Repairs made necessary by negligent use, misuse, abuse, loading the service vehicle beyond its gross vehicle weight limitations, accident, acts of God, or other contingencies beyond the control of Getz Equipment Innovators.
- Repairs deemed necessary by reason of the failure to follow ordinary maintenance procedures.
- Repairs deemed necessary by reason of alterations done without Getz Equipment Innovators' written approval.

### Warranty Service:

- All warranty repairs will be performed by Getz Equipment Innovators in Pekin, IL, unless otherwise authorized by Getz Equipment Innovators.  
Freight:
- Getz Equipment Innovators will not be liable for shipping or transportation charges to or from customer's location.

This warranty gives you specific legal rights, and you may also have other rights which vary from state to state. To obtain performance to the obligation of the warranty, write to Getz Equipment Innovators, 2320 Lakecrest Drive, Pekin IL 61554, USA for instructions.

# **GETZ HYDROSTATIC TEST HAND PUMP**

**3G58981**

## **TABLE OF CONTENTS**

### **PAGE #**

1-2	.....	SET-UP & OPERATING PROCEDURES
3	.....	PARTS LIST
4-5	.....	SCHEMATICS

## **OPERATING INSTRUCTIONS FOR FIRE EXTINGUISHER TESTING**

1. Equipment needed prior to hydro testing fire extinguishers that are not provided with the Getz model 3G58981 hydrostatic test pump:
  - A. Safety glasses
  - B. Hydrostatic test adapters
  - C. Regulator
  - D. Garden Hose
2. WARNING:
  - A. Do not exceed 90 PSI of incoming air supply.
  - B. Do not operate without approved safety glasses.
  - C. Do not modify any components within this system. Any use of parts other than Getz Manufacturing components excludes all written and implied liabilities.
  - D. Maximum testing pressure for this pump, is 850 PSI.

### **SETUP PROCEDURES**

1. Connect the male fitting on your garden hose to #18 coupler and tighten securely. Then, connect female fitting on garden hose to clean water supply.
2. Close #6 ball valve and open water supply valve and check for leaks.
3. Remove #9 plastic connector from #19 yellow tubing and thread tape or place sealant on male pipe threads. Screw #9 connector into the outlet port of your regulator and reconnect #19 yellow tubing to the #9 plastic connector in your regulator. Make sure #6 ball valve is closed and set regulator to 90 PSI.
4. Place #20 drain hose in an approved waste water drain and secure drain hose to floor or wall.

### **TEST PROCEDURES**

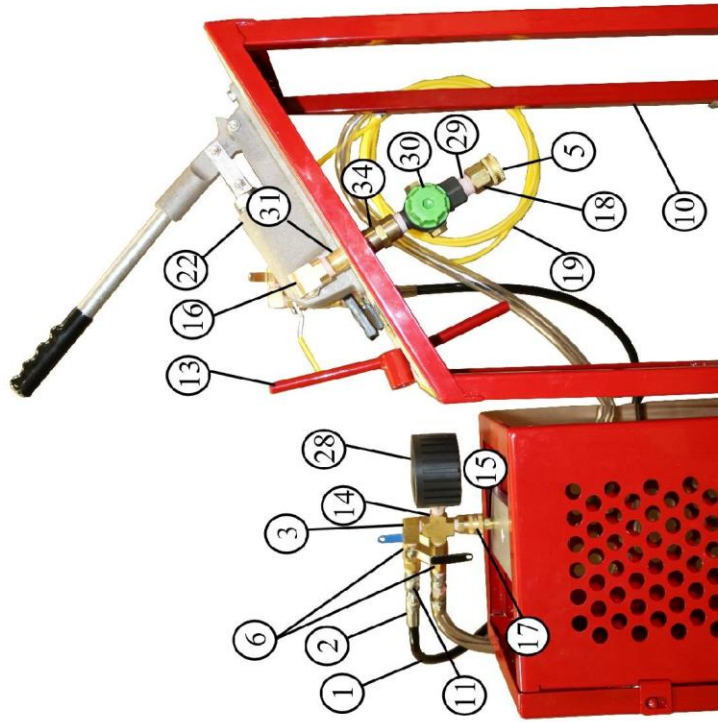
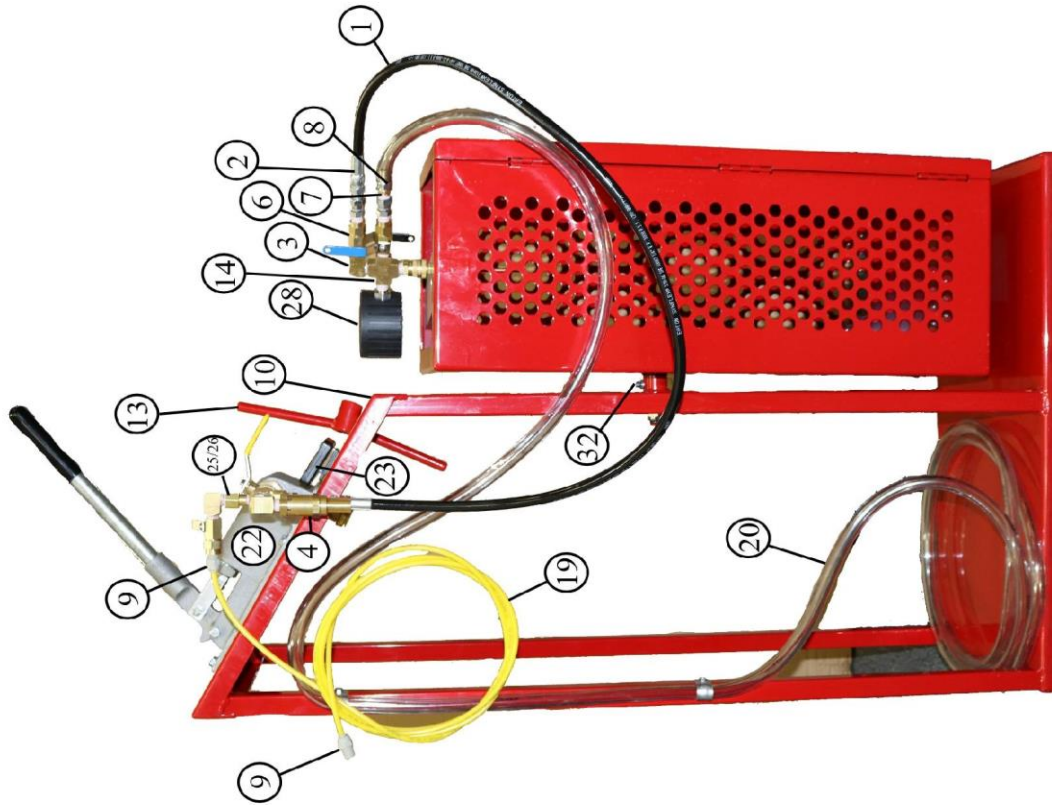
1. Clean cylinder thoroughly before testing.
2. Insert correct test adapter in cylinder and attach spin head assembly. Place in test cage.
3. Fill cylinder with water in upright position. Turn on the yellow water valve.
4. Open blue drain valve until a steady stream of water appears in drain line. Close blue drain valve and apply a slight amount of pressure. Then open blue drain valve to assure all air is purged from cylinder. Then close blue drain valve.
5. Pump handle (or depress red push button on air systems) until recommended test pressure is reached on gauge. Then, close the yellow water valve and black valve.
6. Monitor pressure for entire test time (minimum of 30 seconds). Pressure shall be stable by end of test time and must not drop below the minimum test pressure.
7. After test, open the blue drain valve and black valve. Drain the cylinder by inverting the test cage and opening the brass air valve.
8. After the water is drained, close the brass air valve. Revert the test cage and remove the cylinder from the cage and spin head assembly.

## **TEST PRESSURE REGULATIONS – DOT/NFPA**

1. Minimum test pressure must be maintained for at least 30 seconds, and as long as necessary for complete expansion of the cylinder.
2. Stored pressure fire extinguishers shall be hydrostatically tested to the pressure specified on the extinguisher nameplate.
3. Where pressure is not specified on the extinguisher nameplate, the extinguisher shall be tested at the factory test pressure, not to exceed three times the extinguisher service pressure.
4. The test equipment must be verified to the accurate within +/- 1.0% of the Reference Gauge's pressure values. This may be demonstrated at any point with 10% of the actual test pressure for each cylinder tested. If the pressure readings of the Pressure Indicating Device (gauge) do not match the readings of the Reference Gauge within +/- 1%, the test system is not verified.


## PARTS LIST

<u>ITEM #</u>	<u>PART #</u>	<u>DESCRIPTION</u>
1	1G0035	HOSE 1/4 2750 PSI SYNIFLEX
2	1G51256	CPLG 1/4 ML SYNIFLEX
3	3G58583	PIPE ELB ST W/ 3/16 TUBE
4	1G0274	RELIEF VALVE 850 PSI
5	1G51948	WASHER FILTER N 107
6	1G0316	BALL VALVE 1/4 MX F 1000 PSI
7	1G0076	BARB HOSE 1/4 MNPT X 1/2 HOSE
8	1G0041	CLAMP 2 - EAR 3/4"
9	1G0136	CONNECTOR PLASTIC 1/4 TUBE X 1/4 MPT
10	1G51837	LOW PRESSURE TEST STAND WITH CAGE
11	1G0054	SWIVEL CONN. 1/4 MNPT X 1/4 FMLE 12SWIVEL
12	1G0598	HEAD ASSEMBLY PLATE
13	1G0480	CLAMP SPIN HYDRO TESTER RED
14	1G0079	CROSS BRASS 1/4 FNPT
15	1G0028	PLUG 1/4 X 1/4 BRASS
16	1G0291	1/2 BRASS ELBOW M/F
17	1G0229	COUPLER HYDRO-TESTER
18	1G0309	CONNECTOR BRASS GARDEN H.
19	1G0047	TUBING POLY 1/4 YELLOW
20	1G0032	TUBING 1/2 I.D. CLEAR VINYL PER FT.
21	1G51624	PIPE ELB BR 1/4 ST
22	1G0222	PUMP HAND HYDROTESTER
23	1G52210	TIMER DIGITAL FOR HYDROS
24	1G52363	LEXAN PANEL FOR LP TESTER
25	1G51654	PIPE NIP BR 1/8 CLOSE
26	1G51680	PIPE RDCR BELL 1/4 X 1/8
27	1G54399	PIPE RDCR BELL BR 3/4 X 1/2 HP
28	3G0133	DIGITAL GAUGE 0-1000 W/CERTIFICATION
29	1G0217	NIPPLE 1/2 IN NPT BRASS CLOSE
30	1G0279	STRAINER HYDRO-TESTER
31	1G51648	PIPE NIP BRASS 1/2 X 2
32	1G0573	COVER HANDLE YELLOW 2 INCH
33	1G51332	FITTING GREASE ZERK
34	1G0305	1/2 BRASS COUPLING



G	REVERTED	41 & 45 TO REVISION E	C	G	7/19	THIS DRAWING IS THE EXCLUSIVE AND CONFIDENTIAL PROPERTY OF GETZ MFG. IT SHALL NOT BE DUPLICATED, USED OR DISCLOSED TO OTHERS WITHOUT THE EXPRESS WRITTEN CONSENT OF GETZ MANUFACTURING.			
	F	CHANGED 41 & 45 REMOVED 46	C	G	5/10	MATERIAL	FINISH	SHEET NO.	BN NO.
REV		DRAWING CHANGE	BY	ECN NO.	DATE	DWN BY	CK'D	DWG. NO.	REV.
TOLERANCES UNLESS OTHERWISE SPECIFIED					SCALE	GETZ EQUIPMENT INNOVATORS PEKIN, ILLINOIS			
FRAC. ±.020	2	PL DEC ±.010	3	PL DEC ±.003	11/16/17	1/8"=1"	DATE	TITLE	
					11/16/17			TESTER WATER HAND PUMP W/SC	
								3G58981-1M	
								G	





E	REVERTED TO REVISION C		C	G	7/19	06	THIS DRAWING IS THE EXCLUSIVE AND CONFIDENTIAL PROPERTY OF GETZ. IT SHALL NOT BE DUPLICATED, USED OR DISCLOSED TO OTHERS WITHOUT THE EXPRESS WRITTEN CONSENT OF GETZ.			
	D		CHANGED WATER INLET, ADDED JIFFY CLAMP		C	G	5/10	06	FINISH	
REV	DRAWING CHANGE		BY	ECN NO.	DATE	DWN BY	CK'D	MATERIAL		GETZ EQUIPMENT INNOVATORS
	TOLERANCES UNLESS OTHERWISE SPECIFIED		3 PL DEC ± .003		11-16-17	DATE		SCALE		PEKIN, ILLINOIS
FRAC. ±.020		2 PL DEC ±.010		3 PL DEC ± .003		TITLE		TESTER WATER HAND PUMP W/SC		DWG. NO.
										3G58981-2M